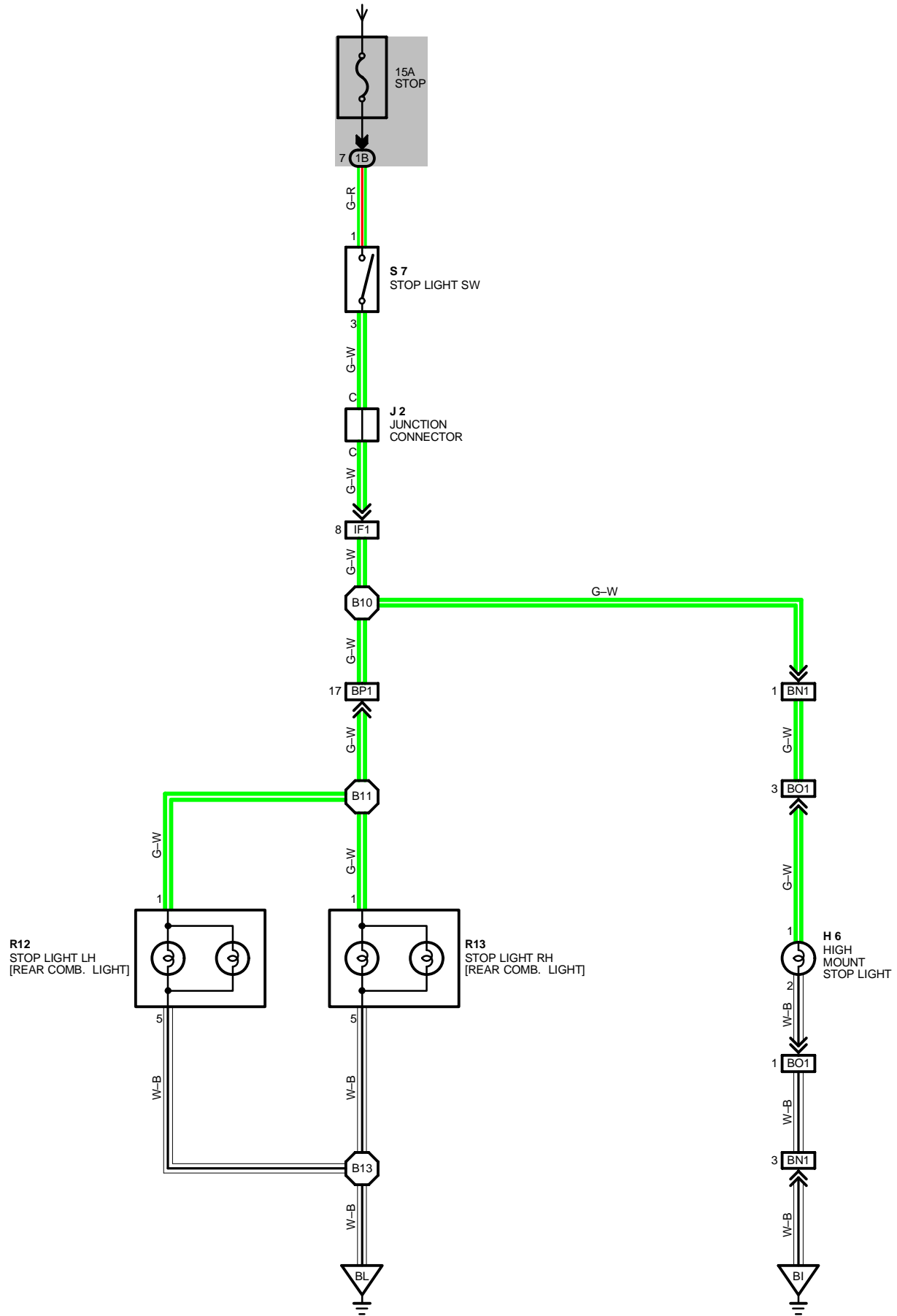


# STOP LIGHT

FROM POWER SOURCE SYSTEM (SEE PAGE 46)



## SERVICE HINTS

### S7 STOP LIGHT SW

1-3: CLOSED WITH BRAKE PEDAL DEPRESSED

### ○ : PARTS LOCATION

CODE	SEE PAGE	CODE	SEE PAGE	CODE	SEE PAGE
H 6	27	R12	27	S 7	26
J 2	26	R13	27		

### □ : JUNCTION BLOCK AND WIRE HARNESS CONNECTOR

CODE	SEE PAGE	JUNCTION BLOCK AND WIRE HARNESS (CONNECTOR LOCATION)
1B	18	COWL WIRE AND J/B NO. 1 (LEFT KICK PANEL)

### □ : CONNECTOR JOINING WIRE HARNESS AND WIRE HARNESS

CODE	SEE PAGE	JOINING WIRE HARNESS AND WIRE HARNESS (CONNECTOR LOCATION)
IF1	30	FLOOR WIRE AND COWL WIRE (LEFT KICK PANEL)
BN1	34	BACK DOOR NO. 1 WIRE AND FLOOR WIRE (LEFT SIDE OF PACKAGE TRAY TRIM)
BO1	34	BACK DOOR NO. 1 WIRE AND BACK DOOR NO. 1 SUB WIRE (BACK DOOR UPPER LEFT)
BP1	34	FLOOR WIRE AND LUGGAGE ROOM WIRE (LEFT QUARTER PANEL CENTER)

### ▽ : GROUND POINTS

CODE	SEE PAGE	GROUND POINTS LOCATION
BI	34	UNDER THE LEFT CENTER PILLAR
BL	34	BACK PANEL CENTER

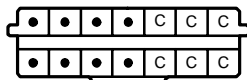
### ○ : SPLICE POINTS

CODE	SEE PAGE	WIRE HARNESS WITH SPLICE POINTS	CODE	SEE PAGE	WIRE HARNESS WITH SPLICE POINTS
B10	34	FLOOR WIRE	B13	34	LUGGAGE ROOM WIRE
B11	34	LUGGAGE ROOM WIRE			

H 6

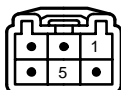


J 2



(HINT : SEE PAGE 7)

R12, R13



S 7

